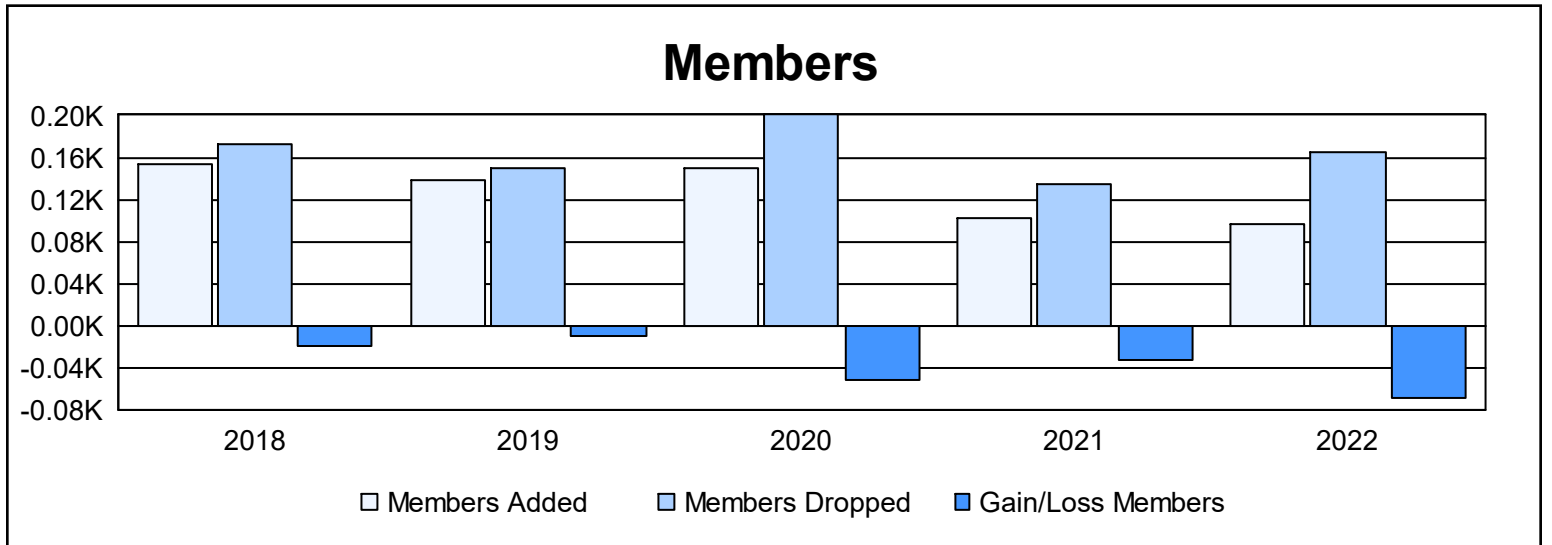
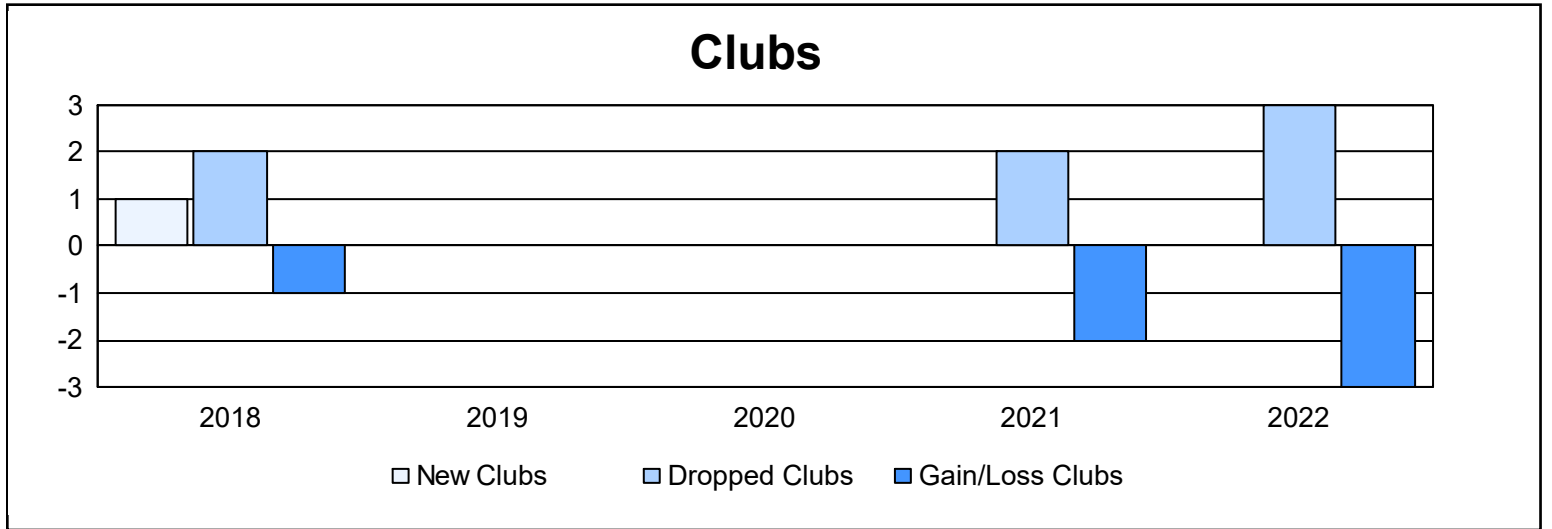
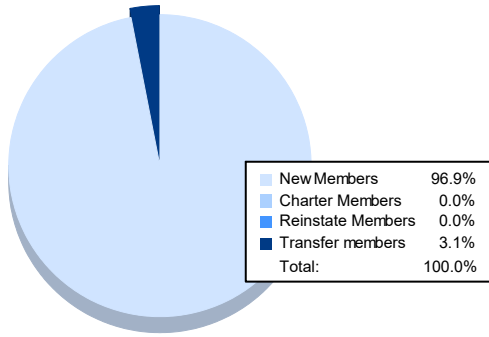


Year	New Clubs	Dropped Clubs	Gain/ Loss Clubs	New Members	Charter Members	Reinstate Members	Transfer Members	Total Member Added	Total Members Dropped	Gain/ Loss Members
2017-2018	1	2	-1	130	21	2	0	153	172	-19
2018-2019	0	0	0	129	0	3	7	139	149	-10
2019-2020	0	0	0	145	0	2	2	149	200	-51
2020-2021	0	2	-2	100	0	1	1	102	134	-32
2021-2022	0	3	-3	93	0	0	3	96	165	-69
<b>Average</b>	<b>0</b>	<b>1</b>	<b>-1</b>	<b>119</b>	<b>4</b>	<b>2</b>	<b>3</b>	<b>128</b>	<b>164</b>	<b>-36</b>



### Membership Composition June 2022 Cumulative



### Gender Composition June 2022 Cumulative

